

COLDKIT OPTIMA]

Modular Cold Room



MORE TECHNOLOGY | MORE OPTIONS
MORE DESIGN | MORE SAFETY

...More OPTIMA



The new mini cold room concept

OPTIMA is a new concept of mini cold rooms specially developed to meet the most demanding conservation and cold storage needs of hotels, restaurants, catering companies, stores, and kitchens.

OPTIMA's aim is to offer all installations the possibility of having an efficient, top-quality cold room with a unique and innovative design, even if their spaces are small. Optima not only innovates in its installation but also improves and facilitates the work of both installers and the end customer, as it is equipped with innovative features that make assembly easier and faster.

Thanks to its modular design, different thicknesses, sizes, and customization options, OPTIMA evolves with your business and adapts to the changes it requires.

ENVIRONMENT

OPTIMA is made from environmentally friendly materials (polyurethane insulation without CFCs), produced in modern facilities with state-of-the-art equipment that guarantees the highest levels of quality and is energy efficient.

IMMEDIATE AVAILABILITY

We know your business can't wait, so we've implemented a decentralized logistics system with different distribution centers that handle all our customer's orders quickly and efficiently. This system allows us to guarantee short and reliable delivery times.

WE OFFER YOU THE BEST SERVICE

Our large team of highly qualified professionals can advise you at all times and accompany you through every stage of your project. We remain at your disposal for any questions or help you may need.





page

(04)

What is OPTIMA?

page

(10)

Rims and Doors

page

(12)

Floor Panels

page

(14)

Vertical and
Ceiling Panels

page

(18)

Assembly
Accessories

What is OPTIMA?

OPTIMA is the **modular mini cold room** specially developed to cover the most demanding conservation and cold storage needs in facilities with small spaces, such as in certain restaurants and kitchens, small hotels, and catering companies, among others.

The OPTIMA cold room has been manufactured with the **highest-quality materials**, such as our high-pressure injected polyurethane (PUR) panels, free of CFCs, with a density of $40 \text{ kg/m}^3 \pm 2$, which have a B-s2,d0 reaction to fire classification (Euroclass Certified by AFITI LICOF).

Likewise, all the components and accessories that make up the OPTIMA cold room are made from the best materials, giving it an attractive design and unparalleled appearance and aesthetics.

AVAILABLE IN 48 HOURS
EASY TRANSPORTATION AND ASSEMBLY
COMPETITIVE PRICE
MORE CUSTOMIZATION OPTIONS





MODULAR COLD ROOM

TOTAL MODULARITY

OPTIMA adapts to any space and situation. It has been developed with a modulation of 200 by 200 mm (height, length, and width), creating infinite combinations. Its modularity goes even further, allowing the cold room to be divided inside to create different zones, even in terms of temperature. Thus adapting to the different needs that may arise.

EASIER ASSEMBLY

OPTIMA, thanks to its assembly, which is carried out from inside the cold room, and its fixing systems using hooks inserted into the panels, is installed quickly and easily and can be put into operation in a short space of time. What's more, thanks to the way the panels are manufactured, there's no need to cut into them.

PERSONALIZED DESIGN

OPTIMA has been created so that it can be designed according to your business's needs. Choose from different panel thicknesses and sizes. You can also choose whether you want it to look like a standard model or a different panel coating.

You can also customize it with our different accessories: pivoting, service or sliding doors, doors with displays, panels with windows, slatted curtains, access ramps, data loggers, etc. For floor models, choose from our different options.

OPTIMA includes skirting boards, sanitary profiles, pressure balance valves, lighting solutions (even within the sanitary profile), and temperature control.

Your business, your OPTIMA.

COLDKIT OPTIMA]

More possibilities

OPTIMA's technical features make it a unique cold room:

- Three-panel thicknesses are available (85, 105, 120 mm).
- Modulation from 200 mm to 200 mm.
- Floor panel finishes have different options and qualities.
- Possibility of dividing the cold room internally.
- Wide range of pivoting and sliding doors, as well as windows.
- Maximum integration of components to facilitate cleaning (the electric heating element is located inside a PVC profile, which surrounds the door frame).
- A wide range of accessories to meet current health standards and customize the use and functions of your OPTIMA cold room.

It also has a unique aesthetic finish that is characterized by:

- Exterior lacquered color Pirineo White / RAL 9010.
- Smooth finish for easy cleaning.
- Pivot door with finish on the outside.
- Hinges and locks are perfectly integrated into the cold room assembly.

85 1



*Available in two
versions: with and
without floor*



Standard Configuration



*Standard Configuration
without Floor*

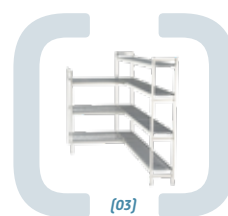

05 120

MM PANEL THICKNESS



Accessories

OPTIMA has a wide range of accessories that will allow you to personalize it to the maximum and get the most out of your cold room.



(01) Access ramp
(02) Data logger
(03) Modular shelf



With Floor - Optional configurations (sliding door, slatted curtain)



Optional configurations (see throughout the catalog)



OPTIMA IS NOW EVEN BETTER

Launched on the market in 2019, the OPTIMA cold room has not stopped evolving and adapting to the market's new needs, always keeping its essence and fundamental characteristics intact.

In recent months, we have done intensive re-engineering and design work to improve OPTIMA's performance while reducing its environmental impact.

As a result of this effort, we have provided our cold room with more customization options, technology, better design, and greater safety.



GLASSDOOR

OPTIMA's new glass door for positive cold rooms combines the best performance and technological advances with an avant-garde design that leaves no one indifferent.




DATA LOGGER

With this new device, you can know and control the environmental conditions inside your OPTIMA cold room anytime and from anywhere.



FLOOR OPTIONS

Now, you can choose from more OPTIMA floor options, including a super-reinforced, non-slip aluminum floor to protect the inside of your cold room.




INTERACTIVE WINDOW

Touch this window from the outside to turn on the interior light of your cold room or open its door, among other possibilities.



SLIDING DOOR AND GUIDE

The new sliding door has an outer band and handle made of AISI 304 stainless steel and an inner handle made of PVC. It also has a new, quick, and easy installation guide.



PVC INTERIOR COATING

Now, you can apply a maximum-resistance coating to the panels to protect the inside of your OPTIMA Cold room from bumps and scratches.



AUTOMATIC SEMI BUILT-IN DOOR

OPTIMA's new automatic semi-built-in door is equipped with sensors for opening from the outside and a built-in display for the 60 mm thickness.



ACCESS RAMP

OPTIMA's new lightweight access ramp, capable of supporting up to 800 kg of dynamic load, has a galvanized steel structure covered in non-slip aluminum.



Rims and Doors

RIMS

The rims of the entire OPTIMA range are manufactured like panels. The outer face is made of a 0.5 mm lacquered galvanized steel sheet, and the inner face is made of the same sheet.

Rigid polyurethane foam with a 40 +/- 2 kg/m² density is injected between the two sheets. At the time of manufacture, reinforced plastic boxes are placed for assembly (in the 200 mm module or in the 400 mm module with the vertical panels).

The thicknesses are the same as those of the vertical panels, i.e., 85, 105, and 120 mm. The finish guarantees free passage thanks to a PVC profile, which serves as a thermal break and housing for the heating element.

SLIDING DOOR



The new OPTIMA sliding door has a high-performance AISI 304 stainless steel handle, which gives the entire cold room an elegant and modern design.

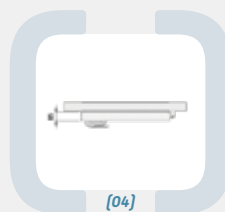
The sliding door is flat for all cold room models with panel thicknesses of 85, 105, and 120 mm. The door thickness is 85 mm for positive-temperature cold rooms and 105 and 120 mm for negative-temperature cold rooms.

All sliding door models feature a new anodized aluminum rail with a built-in cover. Thanks to its clip assembly, it is designed to be installed quickly and easily, achieving significant time savings compared to other solutions on the market.

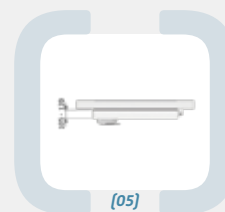
Measures

OPTIMA 85 - 105 - 120

Thickness	Rim	Free Passage Dimension
With Floor		
85	2000 x 1000	1830 x 0800 (1000)
	2000 x 1200	1830 x 0800 (1200)
	2200 x 1000	1900 x 0800 (1000) ou 2000 x 800 (1000)
	2200 x 1200	1900 x 0800 (1200) ou 2000 x 800 (1200)
	2400 x 1000	1900 x 0800 (1000) ou 2000 x 800 (1000)
	2400 x 1200	1900 x 0800 (1200) ou 2000 x 800 (1200)
	2600 x 1000	1900 x 0800 (1000) ou 2000 x 800 (1000)
	2600 x 1200	1900 x 0800 (1200) ou 2000 x 800 (1200)
Without Floor		
85	2030 x 1000	1900 x 0800 (1000)
	2030 x 1200	1900 x 0800 (1200)
	2230 x 1000	1900 x 0800 (1000) o 2000 x 800 (1000)
	2230 x 1200	1900 x 0800 (1200) o 2000 x 800 (1200)
	2430 x 1000	1900 x 0800 (1000) o 2000 x 800 (1000)
	2430 x 1200	1900 x 0800 (1200) o 2000 x 800 (1200)
	2630 x 1000	1900 x 0800 (1000) o 2000 x 800 (1000)
	2630 x 1200	1900 x 0800 (1200) o 2000 x 800 (1200)
With Floor		
105	2000 x 1000	1810 x 0800 (1000)
	2000 x 1200	1810 x 0800 (1200)
	2200 x 1000	1900 x 0800 (1000) o 2000 x 800 (1000)
	2200 x 1200	1900 x 0800 (1200) o 2000 x 800 (1200)
	2400 x 1000	1900 x 0800 (1000) o 2000 x 800 (1000)
	2400 x 1200	1900 x 0800 (1200) o 2000 x 800 (1200)
	2600 x 1000	1900 x 0800 (1000) o 2000 x 800 (1000)
	2600 x 1200	1900 x 0800 (1200) o 2000 x 800 (1200)
With Floor		
120	2200 x 1000	1900 x 0800 (1000)
	2200 x 1200	1900 x 0800 (1200)
	2400 x 1000	1900 x 0800 (1000) o 2000 x 800 (1000)
	2400 x 1200	1900 x 0800 (1200) o 2000 x 800 (1200)
	2600 x 1000	1900 x 0800 (1000) o 2000 x 800 (1000)
	2600 x 1200	1900 x 0800 (1200) o 2000 x 800 (1200)
	2600 x 1200	1900 x 0800 (1200) o 2000 x 800 (1200)
OPTIMA Sliding Doors (With floor without sanitary profile)		
85	2000 x 1200	1850 x 0950
105	2200 x 1200	1850 x 0950
120	2400 x 1200	1850 x 0950
	2600 x 1200	1850 x 0950



[04]



[05]

[04] Positive door

[05] Negative door

AUTOMATIC SEMI BUILT-IN DOOR



The new OPTIMA automatic semi-built door has opening sensors for feet, hands, or both from the outside, facilitating access to the cold room when loading goods. It also has a built-in display for 60 mm thickness.




[06]



[07]

[06] Automatic door motor

[07] Contactless opening system



[08]



[09]

[08] Contactless foot opening system

[09] Interior safety handle

GLASSDOOR



The new OPTIMA glass door for positive temperature cold rooms combines the best performance and technological advances with a cutting-edge design that leaves no one indifferent.

It is equipped with an integrated temperature and humidity controller and an interactive touch sensor that allows you to regulate the light intensity inside the cold room.



[10]



[11]

[10] Standard handle

[11] Interior safety opening



Pivot door



Automatic recessed door



Glassdoor


Floor Panels

OPTIMA modular floor panels are made from rigid polyurethane and are free of CFCs. We offer various floor versions, depending on the resistance required for the intended use, for conventional, reinforced, and higher service loads.

The floor thickness for the OPTIMA 85 and 105 cold rooms is 85 mm, while for the OPTIMA 120, it is 120 mm.

REINFORCED FLOOR PANEL PHENOLIC

This floor panel is recommended for service loads. It is made from 9 mm plywood (CTBX) coated with brown non-slip phenolic resin. Finnish birch wood was used in its manufacture.



[12]

REINFORCED FLOOR PANEL STAINLESS STEEL

9 mm plywood (CTBX) coated with a non-slip stainless steel sheet. The exterior finish is a smooth galvanized steel sheet pre-lacquered with 25-micron polyester varnish, reference 1006, and 0.50 mm thick with a protective polyethylene film.



[13]




SUPER-REINFORCED FLOOR PANEL (PHENOLIC AND STAINLESS STEEL)

These floor panels have been developed for the heaviest and most demanding service loads. They are manufactured with 0.6 mm pre-lacquered galvanized sheet reinforcement and 9 mm plywood (CTBX) coated with non-slip brown phenolic resin, Finnish birch material, or 0.6 mm stainless steel sheet.

SUPER-REINFORCED FLOOR PANEL IN ALUMINIUM



A new non-slip aluminum floor panel is needed for heavier loads. This panel consists of a 3 mm non-slip aluminum film and 6 mm CTBX plywood. On the outside, the panel has a galvanized steel sheet pre-lacquered with 25-micron polyester varnish, reference 1006, and 0.50 mm thick with a polyethylene protective film.



- [12] Reinforced phenolic
- [13] Reinforced stainless steel
- [14] Super-reinforced
aluminum



Vertical and Ceiling Panels

CALCULATION PARAMETERS

Thermal conductivity, expressed in W/mK or W/m°C, is the amount of energy (in watts) that passes through a surface 1 m² and 1 m thick as a function of the temperature difference between each side (K or °C). You need to know the first parameter when it comes to polyurethane insulation. To do this, it is necessary to perform a laboratory measurement, per the standards in force, on samples taken from the products manufactured in the factory.

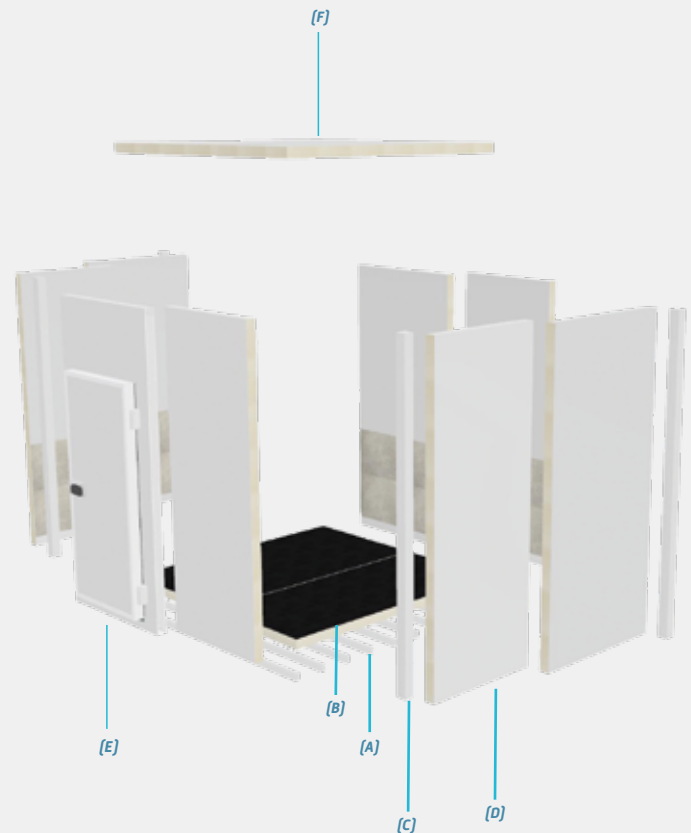
The thermal transmission K or U, expressed in W/m² K or °C, is the sum of the thermal resistance of each material layer that makes up the panel and the interior and exterior surface exchange resistances. The value for OPTIMA panels is as follows:

Value		
OPTIMA 85	0,26	W/m ² .°C
OPTIMA 105	0,21	W/m ² .°C
OPTIMA 120	0,19	W/m ² .°C

PANELS (VERTICAL AND CEILING)

OPTIMA modular vertical and ceiling panels are made from high-pressure injected polyurethane and are free of CFCs. Depending on the customer's cooling needs, OPTIMA's range of vertical and ceiling panels comes in three thicknesses: 85, 105, and 120 mm.

The interior temperature ranges of the space, as well as the recommended applications for each panel thickness, range from +8° to -40°.



- [A] Sanitary vacuum profile
- [B] Floor panel
- [C] Vertical angles
- [D] Vertical panel
- [E] Pivot door
- [F] Ceiling panel

The modules of the OPTIMA 85, 105, and 120 vertical Ceiling panels are 200 mm.

To adapt correctly to the configuration of the space reserved for the cold room, we have 5 different widths (400 mm, 600 mm, 800 mm, 1000 mm, 1200 mm) and 4 different heights (2000 mm, 2200 mm, 2400 mm, 2600 mm).

PANEL COATING

In its standard configuration, the panels that make up the OPTIMA cold room have the following coatings:

- Outer face: galvanized steel sheet pre-lacquered with 25-micron polyester varnish. Color Pirineo White Ref 1006, with a thickness of 0.50 mm and polyethylene protective film.
- Inside: galvanized steel sheet pre-lacquered with 25-micron polyester varnish. White color reference 1006, with a thickness of 0.50 mm and polyethylene protection film.

INTERIOR AND EXTERIOR COATING OPTIONS FOR PANELS

In addition, we now offer you the possibility of including a high-strength PVC coating on the inside of your cold room panels to protect the inside of your OPTIMA against shocks and scratches. The height and width of this special coating are up to you, as it can be applied to the entire panel or just a specific section of it. As it is a strip integrated into the panel itself from the factory, it remains unchanged over time and requires no special maintenance.

This way, by selecting one option for the interior and another for the exterior, you can create different combinations for your OPTIMA:

- White interior / White exterior
- White interior / Antibacterial PVC exterior
- White interior + high resistance PVC / White exterior



CEILING BRACKETS

There are several possibilities for supporting this element:

SELF-SUPPORTING PANEL

The panel is considered self-supporting when the cold room's maximum width is less than or equal to the admissible span (A).

Panel			
Thickness	85 mm	105 mm	120 mm
A maximum	4800 mm	5500 mm	6000 mm
No. of fixing	2	2	2



PVC interior coating

PANEL ASSEMBLY

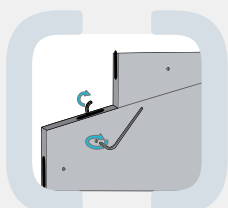
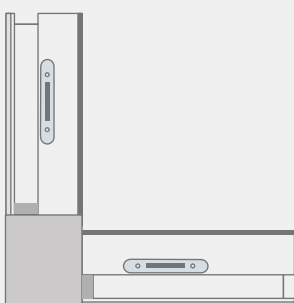
At the time of manufacture, all vertical and Ceiling panels are fitted with universal plastic boxes equipped with a hook and shaft (patented model) to adapt to the 200 mm modulation. In addition, to ensure a perfect combination of fixing systems, the molds used during the manufacturing process are designed for the exact positioning of the connection boxes.

ASSEMBLY METHOD

Each box has a hook and shaft assembly. The gray polyethylene adhesive gasket placed on the side of each box must also be highlighted. When closed, it allows the panels to remain compressed to ensure a perfect seal. To install, turn the hexagonal key previously inserted into the slot at 45°.

THERMAL AND PHYSICAL CHARACTERISTICS

- The thermal conductivity coefficient of polyurethane, according to DIN 52612, equals 0.0228 W/m°C.
- Likewise, the density of polyurethane, according to the UNE 92235 standard, equals 40 +/- 2 kg/m³.
- The compressive strength, in accordance with standard UNE 92334, is equal to 0.15 N/mm².



Technical Data


Vertical and ceiling panels			
	OPTIMA 85	OPTIMA 105	OPTIMA 120
Conductivity coefficient	0,26 W/m ² . °C	0,21 W/m ² . °C	0,19 W/m ² . °C
ΔT of the usual temperature (Q) for heat loss of 13 W/m ²	ΔT 29°C (≥ 0°C) ΔT 22°C (≤ 0°C)	ΔT 38°C (≥ 0°C) ΔT 28°C (≤ 0°C)	ΔT 46°C (≥ 0°C) ΔT 35°C (≤ 0°C)
Front perpendicular tensile strength. In accordance with UNE standard 41950-94.	0,16 N/mm ²		
Dimensional stability. In accordance with UNE standard 41950-94. After 24 hours at 80 °C. After 24 h at -20 °C.	0,5 % by volume 0,2 % by volume		

AVAILABLE DIMENSIONS

Below are the different combinations of thickness, length, and height available for OPTIMA vertical and Ceiling panels.

Dimensions

Dimensions (width in mm)					
OPTIMA 85 - 105 - 120					
mm	400	600	800	1000	1200
2000					
2200					
2400					
2600					



[15]



[16]



[17]

[15] Key

[16] Male box + female box

[17] Set



Assembly Accessories

LAMELLAE CURTAIN

They are made up of PVC slats with articulated polyethylene supports fitted on PVC tubes. The transparent slats are 200 mm wide and 2 mm thick.




Lamellae curtain

ACCESS RAMP



OPTIMA's new access ramp has a galvanized steel structure covered in non-slip aluminum. Due to its design and features, it is light and quickly moved but very resistant, as it can support up to 800 kg of dynamic load.



DATA LOGGER



With our new data logger, you can now monitor and control the environmental conditions inside your OPTIMA cold room at any time and from anywhere. Via an app on your cell phone, you can access the temperature and humidity inside your cold room and receive alerts if certain set levels are reached. Thanks to this device, which is easy to install using magnetic installation, you can safely trace the conditions in which your products are stored.



Data logger


SANITARY PROFILE KIT WITH LED LIGHTING

OPTIMA offers a sanitary profile kit consisting of two white PVC parts: the channel that attaches to the wall and the rounded profile that clips onto the channel. Each corner has an angled corner.

It also has an integrated LED lighting system that consumes minimal energy. All these features offer aesthetic and hygienic innovation.



[18]



[19]



[20]

- [18] Inside corner and outside corner
- [19] Sanitary profile
- [20] LED lighting

VENTILATION PROFILE

It is a rectangular PVC profile measuring 60x40 mm, designed to improve the floor level for floor assembly, guarantee the passage of water in cold rooms exposed to the weather, and prevent condensation in the refrigerated area's basement.

In addition, placed every 400 mm and correctly adjusted with a level, they ensure that the floor panels are placed without any gap between them.



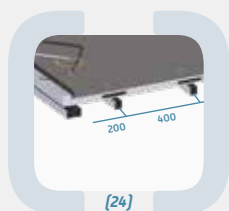
[21]



[22]



[23]



[24]

[21] Sanitary vacuum profile
[22] Cover
[23] Set


[24] Pay particular attention to the positioning of the holes under the floor profiles

FRIEZE OR SKIRTING BOARDS

The friezes or skirting boards are white PVC profiles attached to the base of the vertical panels to ensure their protection. For this purpose, PVC pieces fit into the corners of the cold room and at the ends of the profiles.



[25]



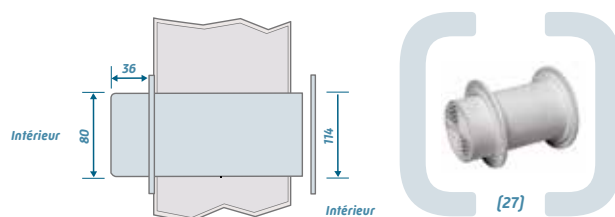
[26]

[25] Frieze
[26] Skirting boards

PRESSURE BALANCING VALVE

The assembly instructions for the cold room are accompanied by a complete guide to installing this element. There are two models of balancing valves, the use of which will depend on the volume of the cold room, according to the following table:

Temperature Inside the Cold Room					
VOLUME (m³)	<-30*	<-20	<-15	<-10	<-5
<20	1*	1	1	1	1
<50	1*	2	2	2	2
<100	1*	1*	1*	1*	1*



[27] T2-21 Pressure balancing valve

CONVENTIONAL MODULAR SHELVING



OPTIMA can be equipped with 15-micron anodized aluminum shelves certified for sanitary use.

Keeping with the Coldkit product philosophy, these shelves combine a functional and elegant design with quick and simple assembly to make cleaning and maintenance easier.

In addition, the materials used guarantee a shelf capacity of between 100 and 120 kg. The adjustable feet, the possibility of levels (up to 10), and the possibility of angled fitting make for perfect adaptation to the cold room's interior space.



COLDKIT

Keep Fresh

PUREVER
INDUSTRIAL SOLUTIONS

PUREVER  **INDUSTRIES**
Protecting Life

PUREVER INDUSTRIAL SOLUTIONS

Zona Industrial de Nelas
Lugar do Poço Forrado, Apartado 7
3521-909 Nelas (Viseu)

T +351 232 941 280
info@coldkit.com

www.coldkit.com
www.pureverindustrialsolutions.com