


# Java

Vitrina  
Display · Vitrine



## Vitrina Display · Vitrine



Vitrina Refrigerada  
Refrigerated Display  
Vitrine Réfrigérée

### Características

- Versões para talho e charcutaria.
- Gama inclui vitrinas de ângulo.
- Grande superfície de exposição com 900 mm.
- Elemento refrigerado classe climática 3 (25°C 60% RH).
- Sistema de refrigeração ventilado.
- Gás refrigerante R404A.
- Isolamento em poliuretano livre de CFC's com uma densidade de 40 kg/m<sup>3</sup>.
- Reserva refrigerada.
- Interior em aço inoxidável.
- Tabuleiros em aço inoxidável.
- Defletor frontal em vidro transparente.
- Controlador digital.
- Termómetro digital.
- Iluminação interior superior para carne.
- Pés reguláveis.

### Acessórios

- Laterais em poliestireno com isolamento de espuma poliuretano.
- Laterais em aço inoxidável.
- Montantes para ligação em canal.
- Painéis decorativos.
- Decoração inferior com iluminação.
- Tampo de serviço.
- Iluminação LED.
- Prateleira intermédia.
- Portas de correr em acrílico.
- Kit de evaporação.
- Embalagem de madeira.

### Features

- Meat and deli models.
- The range includes corner units.
- Large display deck area.
- Refrigerated elements climatic class 3 (25°C/60% R.H.).
- Ventilated cooling system (forced air).
- Using only refrigerants (R404A).
- The CFC free polyurethane insulation and density of 40kg/m<sup>3</sup>.
- Under storage.
- Stainless steel deck plate.
- Display trays in stainless steel.
- Frontal glass.
- Digital control.
- Digital thermometer.
- Internal lighting for meat.
- Adjustable feet.

### Accessories

- Polyurethane foamed side panels.
- S/steel side panels.
- Internal joining support.
- Decoration.
- Lighting under frontal decoration.
- Worktop.
- LED lighting.
- Internal shelf.
- Rear sliding acrylic doors.
- Evaporation kit.
- Wood package.

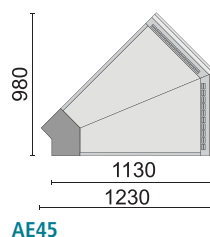
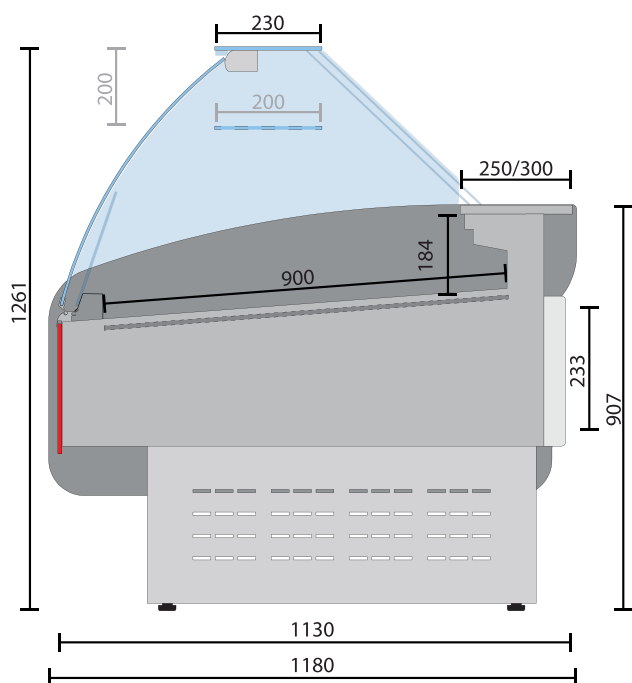
### Caractéristiques

- Versions pour charcuterie/viande emballée.
- Vitrines d'angles.
- Large plateau d'exposition avec 900 mm prof.
- Élément réfrigérée classe climatique 3(25°C/60% R.H.).
- Réfrigération ventilée.
- Utilisant les fluides réfrigérants R404A.
- Isolation en polyuréthane injecté sans CFC's et avec densité de 40 kg/m<sup>3</sup>.
- Réserve réfrigérée.
- Intérieur en acier inoxydable.
- Plateaux d'exposition en acier inoxydable.
- Vitrage déflecteur frontal transparent.
- Contrôle digital.
- Thermomètre digitale.
- Éclairage intérieur pour viande.
- Pieds réglables.

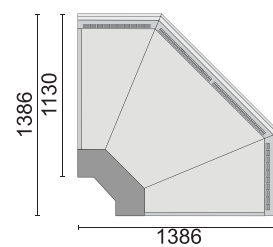
### Accessoires

- Joes en Polystyrène gris (isolant mousse polyuréthane).
- Joes en acier inoxydable.
- Colonne de liaison intérieure.
- Décoration.
- Éclairage en dessous de la décoration.
- Tablettes.
- LED éclairage.
- Tablette intermédiaire.
- Kit d'évaporation des condensats.
- Rampes a plateaux
- Emballage en bois.

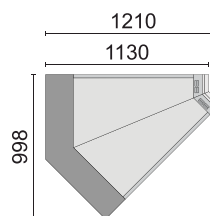
# Vitrina Display · Vitrine



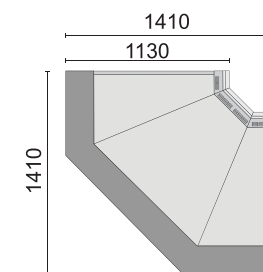
AE45



AE90



AI45



AI90

**Vitrina Refrigerada**  
**Refrigerated Display**  
**Vitrine Réfrigérée**

## Tabela Rápida Vitrinas Completas · Quicktable For Complete Modules · Tarif Modules Complets

	Vermelho · Red · Rouge
<b>Vitrina Refrigerada · Refrigerated Display · Vitrine Réfrigérée</b>	
VRJ1000BLAC	
VRJ1250BLAC	
VRJ1500BLAC	
VRJ2000BLAC	
VRJ2450BLAC	
VRJAE45BLAC	
VRJAE90BLAC	
VRJAI45BLAC	
VRJAI90BLAC	

\*Tabela Incluí: Base da vitrina lacada + Tampo de serviço inox 250 mm + 2 laterais + decoração. A embalagem não estão incluídas.  
 \*Included in Price: Lacquered Base Display + Display Worktop Stainless Steel 250 mm + 2 Side Panels + Decoration. Packing not included.  
 \*Ces Prix incluent: Soubassement Vitrine Laqué + Tablettes Acier Inoxydable + 2 Jous Vitrines + Décoration. Emballage non inclus.

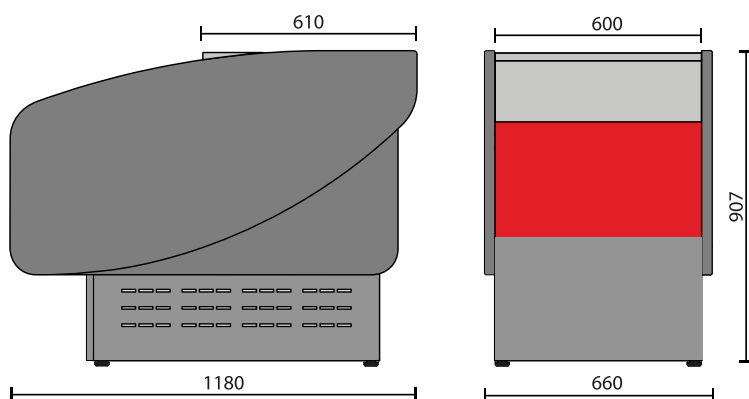
Preços indicativos, na altura da encomenda é necessário especificar o tipo de acabamento de cada decoração e tipo de tampo.  
 When ordering, please specify decoration and display worktop required.  
 Sur la commande il faut, spécifier la couleur des décorations et le tablette.

## Balcão Caixa

### Till Counter · Meuble Caisse



Balcão Caixa  
Till Counter  
Meuble Caisse



#### Características

- Uma gaveta com chave.
- Pousa-sacos
- Pés reguláveis.

#### Acessórios

- Laterais em poliestireno com isolamento de espuma poliuretano.
- Laterais em aço inoxidável.
- Painel decorativo frontal em outras cores.
- Embalagem de madeira.

#### Features

- Drawer with key.
- Stepped counter.
- Adjustable feet.

#### Accessories

- Polyurethane foamed side panels.
- S/steel side panels.
- Colour options for front panel.
- Wood package.

#### Caractéristiques


- Tiroir fermeture à clé.
- Pose-sacs.
- Pieds réglables.

#### Accessoires

- Joes en Polystyrène gris (isolant mousse polyuréthane).
- Joes en acier inoxydable.
- Autres couleurs pour décor tôle.
- Emballage en bois.

## Esquema de configuração de uma vitrina Java

Construction scheme of a Java display · Schéma de construction d'une vitrine Java



- A** Base de Vitrine  
Base Display · Soubassement Vitrine
- B** Laterais Vitrine  
Side Panels · Joes Vitrines
- C** Tampos de Serviço  
Display Worktop · Tablettes
- D** Decoração  
Decoration · Décoration

## Esquema de configuração de um balcão caixa Java


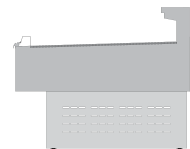
Construction scheme of a Java till counter · Schéma de construction d'une meuble caisse Java



- A** Base de Vitrine  
Base Display · Soubassement Vitrine
- B** Laterais Vitrine  
Side Panels · Joes Vitrines
- C** Tampos de Serviço  
Display Worktop · Tablettes
- D** Decoração  
Decoration · Décoration

## A Base de Vitrina Base Display · Soubassement Vitrine

Com unidade condensadora  
With compressor · Avec groupe logé


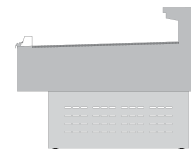


Mod.	X x Y x Z mm	□	⚡ W/V ~	*W*	T °C **	Cod.	Mod.
Base lacada · Lacquered base frame · Bassement laqué							
VJ1000LDL	1000x1150x1261	1	1062/230	620	+0/+4	K934601	VJ1000LDL
VJ1250LDL	1250x1150x1261	1	1074/230	620	+0/+4	K934602	VJ1250LDL
VJ1500LDL	1500x1150x1261	2	1077/230	665	+0/+4	K934603	VJ1500LDL
VJ2000LDL	2000x1150x1261	3	1560/230	1064	+0/+4	K934604	VJ2000LDL
VJ2450LDL	2450x1150x1261	3	1586/230	1064	+0/+4	K934605	VJ2450LDL
VJAE45LDL	1230x980x1261	-	1054/230	665	+0/+4	K934606	VJAE45LDL
VJAE90LDL	1385x1385x1261	-	1537/230	1064	+0/+4	K934607	VJAE90LDL
VJAI45LDL	1210x998x1261	-	1018/230	665	+0/+4	K934608	VJAI45LDL
VJAI90LDL	1440x1410x1261	-	1501/230	1064	+0/+4	K934609	VJAI90LDL
Base em aço inoxidável · Stainless steel base frame · Bassement en acier inoxydable							
VJ1000LDIX	1000x1150x1261	1	1062/230	620	+0/+4	K934701	VJ1000LDIX
VJ1250LDIX	1250x1150x1261	1	1074/230	620	+0/+4	K934702	VJ1250LDIX
VJ1500LDIX	1500x1150x1261	2	1077/230	665	+0/+4	K934703	VJ1500LDIX
VJ2000LDIX	2000x1150x1261	3	1560/230	1064	+0/+4	K934704	VJ2000LDIX
VJ2450LDIX	2450x1150x1261	3	1586/230	1064	+0/+4	K934705	VJ2450LDIX
VJAE45LDIX	1230x980x1261	-	1054/230	665	+0/+4	K934706	VJAE45LDIX
VJAE90LDIX	1385x1385x1261	-	1537/230	1064	+0/+4	K934707	VJAE90LDIX
VJAI45LDIX	1210x998x1261	-	1018/230	665	+0/+4	K934708	VJAI45LDIX
VJAI90LDIX	1440x1410x1261	-	1501/230	1064	+0/+4	K934709	VJAI90LDIX

\* ( Evap Temp. = -10°C, Amb. Temp. = +32°C) \*\* (Test EN ISO 23953)

# A Base de Vitrina Base Display · Soubassement Vitrine

Sem unidade condensadora  
Without compressor · Sans groupe logé



Mod.	X x Y x Z mm	□	⚡ W/V ~	❄ W*	T °C **	Cod.	Mod.
Base lacada · Lacquered base frame · Bassement laqué							
VJ1000LDL SC	1000x1150x1261	1	439/230	620	+0/+4	K934621	VJ1000LDL SC
VJ1250LDL SC	1250x1150x1261	1	451/230	620	+0/+4	K934622	VJ1250LDL SC
VJ1500LDL SC	1500x1150x1261	2	470/230	665	+0/+4	K934623	VJ1500LDL SC
VJ2000LDL SC	2000x1150x1261	3	507/230	1064	+0/+4	K934624	VJ2000LDL SC
VJ2450LDL SC	2450x1150x1261	3	533/230	1064	+0/+4	K934625	VJ2450LDL SC
VJAE45LDL SC	1230x980x1261	-	447/230	665	+0/+4	K934626	VJAE45LDL SC
VJAE90LDL SC	1385x1385x1261	-	484/230	1064	+0/+4	K934627	VJAE90LDL SC
VJAI45LDL SC	1210x998x1261	-	411/230	665	+0/+4	K934628	VJAI45LDL SC
VJAI90LDL SC	1440x1410x1261	-	448/230	1064	+0/+4	K934629	VJAI90LDL SC
Base em aço inoxidável · Stainless steel base frame · Bassement en acier inoxydable							
VJ1000LDIX SC	1000x1150x1261	1	439/230	620	+0/+4	K934721	VJ1000LDIX SC
VJ1250LDIX SC	1250x1150x1261	1	451/230	620	+0/+4	K934722	VJ1250LDIX SC
VJ1500LDIX SC	1500x1150x1261	2	470/230	665	+0/+4	K934723	VJ1500LDIX SC
VJ2000LDIX SC	2000x1150x1261	3	507/230	1064	+0/+4	K934724	VJ2000LDIX SC
VJ2450LDIX SC	2450x1150x1261	3	533/230	1064	+0/+4	K934725	VJ2450LDIX SC
VJAE45LDIX SC	1230x980x1261	-	447/230	665	+0/+4	K934726	VJAE45LDIX SC
VJAE90LDIX SC	1385x1385x1261	-	484/230	1064	+0/+4	K934727	VJAE90LDIX SC
VJAI45LDIX SC	1210x998x1261	-	411/230	665	+0/+4	K934728	VJAI45LDIX SC
VJAI90LDIX SC	1440x1410x1261	-	448/230	1064	+0/+4	K934729	VJAI90LDIX SC
Base com pés aço inoxidável · Stainless steel feet · Sous basement avec pies inox							
VJ1000LDPIX SC	1000x1150x1261	1	439/230	620	+0/+4	K934761	VJ1000LDPIX SC
VJ1250LDPIX SC	1250x1150x1261	1	451/230	620	+0/+4	K934762	VJ1250LDPIX SC
VJ1500LDPIX SC	1500x1150x1261	2	470/230	665	+0/+4	K934763	VJ1500LDPIX SC
VJ2000LDPIX SC	2000x1150x1261	3	507/230	1064	+0/+4	K934764	VJ2000LDPIX SC
VJ2450LDPIX SC	2450x1150x1261	3	533/230	1064	+0/+4	K934765	VJ2450LDPIX SC
VJAE90LDPIX SC	1385x1385x1261	-	484/230	1064	+0/+4	K934767	VJAE90LDPIX SC
VJAI90LDPIX SC	1440x1410x1261	-	448/230	1064	+0/+4	K934769	VJAI90LDPIX SC

\* ( Evap Temp. = -10°C, Amb. Temp. = +32°C) \*\* (Test EN ISO 23953)

Mod.	X x Y x Z mm	Cod.	Mod.
Balcão caixa base lacada · Lacquered base frame · Bassement laqué			
ECJ060BL	660x1180x907	934111	ECJ060BL
Base em aço inoxidável · Stainless steel base frame · Bassement en acier inoxydable			
ECJ060BIX	660x1180x907	934112	ECJ060BIX



## B Laterais vitrina Side panels · Jouses vitrines



Laterais em poliestireno c/ lateral de vidro  
Polystyrene side panels with side glass  
Joue latéral en polystyrène avec verre latéral

Lateral · Side · Côté	Mod.	Cod.	Mod.
Direito · Right side · Droit	LDJVLD	K934801	LDJVLD
Esquerdo · Left side · Gauche	LEJVLD	K934802	LEJVLD



Laterais poliestireno c/ lateral de vidro p/ prateleira  
Polystyrene side panels w/ side glass for shelve  
Joue latéral en polystyrène avec verre latéral pour tablettes

Lateral · Side · Côté	Mod.	Cod.	Mod.
Direito · Right side · Droit	LDJVLD 1P	K934805	LDJVLD 1P
Esquerdo · Left side · Gauche	LEJVLD 1P	K934806	LEJVLD 1P



Laterais balcão caixa  
Till counter polystyrene side panels  
Meuble caisse joue latéral en polystyrène

Lateral · Side · Côté	Mod.	Cod.	Mod.
Direito · Right side · Droit	LDJEC	K934803	LDJEC
Esquerdo · Left side · Gauche	LEJEC	K934804	LEJEC

Laterais em aço inoxidável c/ lateral de vidro  
Stainless steel side panels with side glass  
Joue latéral en acier inoxydable avec verre latéral

Lateral · Side · Côté	Mod.	Cod.	Mod.
Direito · Right side · Droit	LDJVDIX	K934807	LDJVDIX
Esquerdo · Left side · Gauche	LEJVDIX	K934808	LEJVDIX

Laterais em aço inoxidável c/ lateral de vidro p/ prateleira  
Stainless steel side panels w/ side glass for shelve  
Joue latéral en acier inoxydable avec verre latéral pour tablettes

Lateral · Side · Côté	Mod.	Cod.	Mod.
Direito · Right side · Droit	LDJVDIX 1P	K934809	LDJVDIX 1P
Esquerdo · Left side · Gauche	LEJVDIX 1P	K934810	LEJVDIX 1P

Laterais em aço inoxidável balcão caixa  
Till counter stainless steel side panels  
Meuble caisse joue latéral en acier inoxydable

Lateral · Side · Côté	Mod.	Cod.	Mod.
Direito · Right side · Droit	LDJECIX	K934811	LDJECIX
Esquerdo · Left side · Gauche	LEJECIX	K934812	LEJECIX





## Tampos de Serviço Worktop · Dessus

### Características

- Tampos de serviço em aço inoxidável, granito ou rilene com profundidade de 250 mm ou 300 mm.
- Tampos de serviço balcão caixa com profundidade de 610 mm.

### Features

- Worktops 250 mm / 300 mm deep.
- Till counter worktops 610 mm deep

### Caractéristiques

- Dessus en acier inoxydable, granite et polyéthylène de profondeur 250 mm / 300 mm.
- Dessus meuble caisse de profondeur 610 mm.

INOX		INOX		
Mod.		Cod.	Mod.	
1000	TSL250JV100IX	934201	TSL250JV100IX	
1250	TSL250JV125IX	934202	TSL250JV125IX	
1500	TSL250JV150IX	934203	TSL250JV150IX	
2000	TSL250JV200IX	934204	TSL250JV200IX	
2450	TSL250JV245IX	934205	TSL250JV245IX	
AE90	TSL250JVAE90IX	934207	TSL250JVAE90IX	
AE45	TSL250JVAE45IX	934206	TSL250JVAE45IX	
AI90	TSL250JVAI90IX	934209	TSL250JVAI90IX	
AI45	TSL250JVAI45IX	934208	TSL250JVAI45IX	

INOX		INOX		
Mod.		Cod.	Mod.	
CX	TSJEC06IX	934200	TSJEC06IX	

INOX		INOX		
Mod.		Cod.	Mod.	
1000	TSL300JV100IX	934191	TSL300JV100IX	
1250	TSL300JV125IX	934192	TSL300JV125IX	
1500	TSL300JV150IX	934193	TSL300JV150IX	
2000	TSL300JV200IX	934194	TSL300JV200IX	
2450	TSL300JV245IX	934195	TSL300JV245IX	
AE90	TSL300JVAE90IX	934197	TSL300JVAE90IX	
AE45	TSL300JVAE45IX	934196	TSL300JVAE45IX	
AI90	TSL300JVAI90IX	934199	TSL300JVAI90IX	
AI45	TSL300JVAI45IX	934198	TSL300JVAI45IX	

RILENE		RILENE		
Mod.		Cod.	Mod.	
1000	TSL250JV100RL	934141	TSL250JV100RL	
1250	TSL250JV125RL	934142	TSL250JV125RL	
1500	TSL250JV150RL	934143	TSL250JV150RL	
2000	TSL250JV200RL	934144	TSL250JV200RL	
2450	TSL250JV245RL	934145	TSL250JV245RL	
AE90	TSL250JVAE90RL	934147	TSL250JVAE90RL	
AE45	TSL250JVAE45RL	934146	TSL250JVAE45RL	
AI90	TSL250JVAI90RL	934149	TSL250JVAI90RL	
AI45	TSL250JVAI45RL	934148	TSL250JVAI45RL	

RILENE		RILENE		
Mod.		Cod.	Mod.	
CX	TSJEC060RL	934150	TSJEC060RL	

RILENE		RILENE		
Mod.		Cod.	Mod.	
1000	TSL300JV100RL	934151	TSL300JV100RL	
1250	TSL300JV125RL	934152	TSL300JV125RL	
1500	TSL300JV150RL	934153	TSL300JV150RL	
2000	TSL300JV200RL	934154	TSL300JV200RL	
2450	TSL300JV245RL	934155	TSL300JV245RL	
AE90	TSL300JVAE90RL	934157	TSL300JVAE45RL	
AE45	TSL300JVAE45RL	934156	TSL300JVAE90RL	
AI90	TSL300JVAI90RL	934159	TSL300JVAI45RL	
AI45	TSL300JVAI45RL	934158	TSL300JVAI90RL	

## Tampos de Serviço Worktop · Dessus

### Características

- Tampos de serviço em aço inoxidável com profundidade de 250 mm ou 300 mm.
- Tampos de serviço balcão caixa com profundidade de 610 mm.

### Features

- Cutting board worktops 250 mm / 300 mm deep.
- Till counter worktops 610 mm deep.

### Caractéristiques

- Dessus en acier inoxydable de profondeur 250 mm / 300 mm.
- Dessus meuble caisse de profondeur 610 mm.

G1 - 250 mm		G1		
Mod.		Cod.	Mod.	
1000	TSL250JV100G1	934161	TSL250JV100G1	
1250	TSL250JV125G1	934162	TSL250JV125G1	
1500	TSL250JV150G1	934163	TSL250JV150G1	
2000	TSL250JV200G1	934164	TSL250JV200G1	
2450	TSL250JV245G1	934165	TSL250JV245G1	
AE90	TSL250JVAE90G1	934167	TSL250JVAE90G1	
AE45	TSL250JVAE45G1	934166	TSL250JVAE45G1	
AI90	TSL250JVAI90G1	934169	TSL250JVAI90G1	
AI45	TSL250JVAI45G1	934168	TSL250JVAI45G1	

G1		G1		
Mod.		Cod.	Mod.	
CX	TSJEC060G1	934170	TSJEC060G1	

G2 - 250 mm		G2		
Mod.		Cod.	Mod.	
1000	TSL250JV100G2	934171	TSL250JV100G2	
1250	TSL250JV125G2	934172	TSL250JV125G2	
1500	TSL250JV150G2	934173	TSL250JV150G2	
2000	TSL250JV200G2	934174	TSL250JV200G2	
2450	TSL250JV245G2	934175	TSL250JV245G2	
AE90	TSL250JVAE90G2	934177	TSL250JVAE90G2	
AE45	TSL250JVAE45G2	934176	TSL250JVAE45G2	
AI90	TSL250JVAI90G2	934179	TSL250JVAI90G2	
AI45	TSL250JVAI45G2	934178	TSL250JVAI45G2	

G2		G2		
Mod.		Cod.	Mod.	
CX	TSJEC060G2	934180	TSJEC060G2	

G3 - 250 mm		G3		
Mod.		Cod.	Mod.	
1000	TSL250JV100G3	934181	TSL250JV100G3	
1250	TSL250JV125G3	934182	TSL250JV125G3	
1500	TSL250JV150G3	934183	TSL250JV150G3	
2000	TSL250JV200G3	934184	TSL250JV200G3	
2450	TSL250JV245G3	934185	TSL250JV245G3	
AE90	TSL250JVAE45G3	934187	TSL250JVAE45G3	
AE45	TSL250JVAE90G3	934186	TSL250JVAE90G3	
AI90	TSL250JVAI45G3	934189	TSL250JVAI45G3	
AI45	TSL250JVAI90G3	934188	TSL250JVAI90G3	

G3		G3		
Mod.		Cod.	Mod.	
CX	TSJEC060G3	934190	TSJEC060G3	

G1 - 300 mm		G1		
Mod.		Cod.	Mod.	
1000	TSL300JV100G1	934211	TSL300JV100G1	
1250	TSL300JV125G1	934212	TSL300JV125G1	
1500	TSL300JV150G1	934213	TSL300JV150G1	
2000	TSL300JV200G1	934214	TSL300JV200G1	
2450	TSL300JV245G1	934215	TSL300JV245G1	
AE90	TSL300JVAE90G1	934217	TSL300JVAE90G1	
AE45	TSL300JVAE45G1	934216	TSL300JVAE45G1	
AI90	TSL300JVAI90G1	934219	TSL300JVAI90G1	
AI45	TSL300JVAI45G1	934218	TSL300JVAI45G1	

G2 - 300 mm		G2		
Mod.		Cod.	Mod.	
1000	TSL300JV100G2	934221	TSL300JV100G2	
1250	TSL300JV125G2	934222	TSL300JV125G2	
1500	TSL300JV150G2	934223	TSL300JV150G2	
2000	TSL300JV200G2	934224	TSL300JV200G2	
2450	TSL300JV245G2	934225	TSL300JV245G2	
AE90	TSL300JVAE90G2	934227	TSL300JVAE90G2	
AE45	TSL300JVAE45G2	934226	TSL300JVAE45G2	
AI90	TSL300JVAI90G2	934229	TSL300JVAI90G2	
AI45	TSL300JVAI45G2	934228	TSL300JVAI45G2	

G3 - 300 mm		G3		
Mod.		Cod.	Mod.	
1000	TSL300JV100G3	934231	TSL300JV100G3	
1250	TSL300JV125G3	934232	TSL300JV125G3	
1500	TSL300JV150G3	934233	TSL300JV150G3	
2000	TSL300JV200G3	934234	TSL300JV200G3	
2450	TSL300JV245G3	934235	TSL300JV245G3	
AE90	TSL300JVAE90G3	934237	TSL300JVAE90G3	
AE45	TSL300JVAE45G3	934236	TSL300JVAE45G3	
AI90	TSL300JVAI90G3	934239	TSL300JVAI90G3	
AI45	TSL300JVAI45G3	934238	TSL300JVAI45G3	


### Acabamentos · Finishes · Finitions

#### Chapa lacada · Lacquered panel · Décoration Laqué

G1		G2		G3	
	Pedras Salgadas		Preto Impala		Nocturno

D

Decoração  
 Decoration · Décoration



Decoração frontal  
 Frontal decoration  
 Décoration frontale



Decoração inferior frontal c/ iluminação T5  
 Inferior frontal decoration w/ T5 lighting  
 Décoration frontale inférieure a/ T5 éclairage


	Mod.	Cod.	Mod.
1	DVJ100SKB	K934301	DVJ100SKB
	DVJ125SKB	K934302	DVJ125SKB
	DVJ150SKB	K934303	DVJ150SKB
	DVJ200SKB	K934304	DVJ200SKB
	DVJ245SKB	K934305	DVJ245SKB
	DVJAE45SKB	K934306	DVJAE45SKB
	DVJAE90SKB	K934307	DVJAE90SKB
	DVJAI45SKB	K934308	DVJAI45SKB
	DVJAI90SKB	K934309	DVJAI90SKB
	DECJ060SKB	K934310	DECJ060SKB
2	DVJ100RAL	K934311	DVJ100RAL
	DVJ125RAL	K934312	DVJ125RAL
	DVJ150RAL	K934313	DVJ150RAL
	DVJ200RAL	K934314	DVJ200RAL
	DVJ245RAL	K934315	DVJ245RAL
	DVJAE45RAL	K934316	DVJAE45RAL
	DVJAE90RAL	K934317	DVJAE90RAL
	DVJAI45RAL	K934318	DVJAI45RAL
	DVJAI90RAL	K934319	DVJAI90RAL
	DECJ060RAL	K934320	DECJ060RAL
3	DVJ100IX	K934331	DVJ100IX
	DVJ125IX	K934332	DVJ125IX
	DVJ150IX	K934333	DVJ150IX
	DVJ200IX	K934334	DVJ200IX
	DVJ245IX	K934335	DVJ245IX
	DVJAE45IX	K934336	DVJAE45IX
	DVJAE90IX	K934337	DVJAE90IX
	DVJAI45IX	K934338	DVJAI45IX
	DVJAI90IX	K934339	DVJAI90IX
DECJ060IX	K934340	DECJ060IX	


	Mod.	Cod.	Mod.
1	DIVJ100SKB	934361	DIVJ100SKB
	DIVJ125SKB	934362	DIVJ125SKB
	DIVJ150SKB	934363	DIVJ150SKB
	DIVJ200SKB	934364	DIVJ200SKB
	DIVJ245SKB	934365	DIVJ245SKB
	DIVJAE45SKB	934366	DIVJAE45SKB
	DIVJAE90SKB	934367	DIVJAE90SKB
	DIVJAI45SKB*	934368	DIVJAI45SKB
	DIVJAI90SKB*	934369	DIVJAI90SKB
	DIECJ0600SKB	934370	DIECJ0600SKB
2	DIVJ100RAL	934371	DIVJ100RAL
	DIVJ125RAL	934372	DIVJ125RAL
	DIVJ150RAL	934373	DIVJ150RAL
	DIVJ200RAL	934374	DIVJ200RAL
	DIVJ245RAL	934375	DIVJ245RAL
	DIVJAE45RAL	934376	DIVJAE45RAL
	DIVJAE90RAL	934377	DIVJAE90RAL
	DIVJAI45RAL*	934378	DIVJAI45RAL
	DIVJAI90RAL*	934379	DIVJAI90RAL
	DIECJ060RAL	934380	DIECJ060RAL

\* AI45 / AI90 sem iluminação T5 · AI45 / AI90 without T5 lighting · AI45 / AI90 sans T5 éclairage

Acabamentos · Finishes · Finitions

Chapa lacada · Lacquered panel · Décoration Laqué

1  SkinPlate branco/white/blanc

2  Chapa Lacada RAL sob consulta  
 Lacquered panel RAL upon request · Décoration Laqué RAL sur demande

3  INOX

## Acessórios

### Accessories · Accessoires

#### Prateleira Intermédia

#### Internal Shelve

#### Tablettes Intermédiaires

Mod.	Prat. (mm)	Cod.	Mod.
Prateleira Intermédia · Internal Shelve · Tablettes Intermédiaires			
PIVJ 1000	200 x 978	K934341	PIVJ 1000
PIVJ 1250	200 x 1228	K934342	PIVJ 1250
PIVJ 1500	200 x 1478	K934343	PIVJ 1500
PIVJ 2000	200 x 1978	K934344	PIVJ 2000
PIVJ 2450	200 x 2428	K934345	PIVJ 2450
PIVJ AE45		K934346	PIVJ AE45
PIVJ AE90		K934347	PIVJ AE90
PIVJ AI45		K934348	PIVJ AI45
PIVJ AI90		K934349	PIVJ AI90

#### Ligação em Canal

#### Joining Support

#### Colonne de Liaison

Mod.	Cod.	Mod.
Montantes para Ligação em Canal · Internal Joining Support · Colonne de Liaison Intérieure		
KLVJLD	K934351	KLVJLD
KLVJLD 1P	K934352	KLVJLD 1P
Divisória Lateral de Vidro · Side Glass Dividers · Verre Séparation Latéral		
LDIVJ	K934905	LDIVJ
LDI1PVJ	K934906	LDI1PVJ



Portas de correr em acrílico  
Rear sliding acrylic doors  
Fermeture arrière

Mod.	X x Y x Z mm	Cod.	Mod.
Portas de correr em acrílico · Rear sliding acrylic doors · Fermeture arrière			
PAJ100		934321	PAJ100
PAJ125		934322	PAJ125
PAJ150		934323	PAJ150
PAJ200		934324	PAJ200
PAJ245		934325	PAJ245
PAJAE45		934326	PAJAE45
PAJAE90		934327	PAJAE90
PAJAI45		934328	PAJAI45
PAJAI90		934329	PAJAI90

## Acessórios

### Accessories · Accessoires



Kit evaporação  
Evaporation kit  
Kit réévaporation condensats

Mod.	X x Y x Z mm	Cod.	Mod.
Kit evaporação · Evaporation kit · Kit réévaporation condensats			
KEVA	323x130x75	904073	KEVA
Kit evaporação s/ compressor · Evaporation kit remote unit · Kit réévaporation condensats sans groupe			
KEVAV	—	904074	KEVAV



Embalagem de madeira  
Wood package  
Emballage en bois

Mod.	mm/Kg	Cod.	Mod.
Embalagem de madeira · Wood package · Emballage en bois			
EJV100	1160x1301x1170	K934981	EJV100
EJV125	1410x1301x1170	K934982	EJV125
EJV150	1660x1301x1170	K934983	EJV150
EJV200	2160x1301x1170	K934984	EJV200
EJV245	2610x1301x1170	K934985	EJV245
EJVAE45 / EJVAI45	1370x1158x1170	K934986	EJVAE45 / EJVAI45
EJVAE90 / EJVAI90	1600x1570x1170	K934987	EJVAE90 / EJVAI90
Embalagem de madeira balcão caixa · Till counter wood package · Emballage de meuble caisse en bois			
EJEC060	1300x760x1170	K934990	EJEC060

Pesos indicativos · Average weight · Poids indicatifs



**ColdKit**

A Purever Trademark

**Protecting what matter most™**

**Fábrica  
Factory  
Usine**

**Purever Catering Equipment**  
Tv. do Barroco, 214  
4415-169 Pedroso  
Vila Nova de Gaia  
Portugal

T +351 227 877 220  
F +351 227 877 229

**Escritório e Centro de Distribuição Lisboa  
Lisbon Office and Logistic Center  
Bureaux et Centre de Distribution de Lisbonne**

Rua Padre América, 10-A  
2620-129 Póvoa Stº. Adrião  
Portugal

T +351 219 381 425  
F +351 219 381 420

**info@coldkit.com  
coldkit.com**

**A Purever Trademark  
www.purever.com**

VL005/13